


PARASAKTI CEMENT INDUSTRIES LIMITED
Compliance Statement for Consent for Operation of Cement Plant
Consent for Operation Compliance Report from July- 2024 to December -2024
Consent Order No: APPCB/VJA/GTR/748/HO/CFO/2020- Date: 28/07/2020


SCHEDULE – A: All the conditions as per Consent order No. APPCB/VJA/GTR/748/HO/CFO/2020- dated 28/07/2020		
S.NO	CONDITIONS	COMPLIANCE STATUS
01	The applicant should make applications through Online for renewal of Consent (under Water and Air Acts) and Authorization under HWM Rules at least 120 days before the date of expiry of this order, along with prescribed fee under Water and Air Acts and detailed compliance of CFO conditions for obtaining Consent & HW Authorization of the Board. The industry should immediately submit the revised application for consent to this Board in the event of any change in the raw material used, processes employed, quantity of trade effluents & quantity of emissions. Any change in the management shall be informed to the Board. The person authorized should not let out the premises / lend / sell / transfer their industrial premises without obtaining prior permission of the State Pollution Control Board.	Applying for CFO as per the PCB Norms.
02	The industry should put up two sign boards (6x4 ft. each) at publicly visible places at the main gate indicating the products, effluent discharge standards, air emission standards, hazardous waste quantities and validity of CFO and exhibit the CFO order at a prominent place in the factory premises.	We are displayed two sign boards (6x4 ft. each) in front of main gate
03	The industry should carryout analysis of waste water discharges or emissions through chimneys for the parameters mentioned in this order on quarterly basis and submit the same to the Board.	Being followed and attached in Annexure-1
04	The applicant shall submit Environment statement in Form V before 30th September every year as per Rule No.14 of E (P) Rules, 1986 & amendments thereof.	We are submitting Environment Statement in Form V every Year before 30 th September.
05	Notwithstanding anything contained in this consent order, the Board hereby reserves the right and powers to review / revoke any and/or all the conditions imposed herein above and to make such variations as deemed fit for the purpose of the Acts by the Board.	Being followed
06	The industry shall be liable to pay Environmental Compensation, if any environmental damage caused to the surroundings, as fixed by the Collector & District Magistrate or any other competent authority as per the Rules in vogue.	Being followed
07	Any person aggrieved by an order made by the State Board under Section 25, Section 26, Section 27 of Water Act, 1974 or Section 21 of Air Act, 1981 may within thirty days from the date on which the order is communicated to him, prefer an appeal as per Andhra Pradesh Water Rules, 1976 and Air Rules 1982, to Appellate authority constituted under Section 28 of the Water (Prevention and Control of Pollution) Act, 1974 and Section 31 of the Air (Prevention and Control of Pollution) Act, 1981.	Will be abided by the orders of the Board
08	All the rules & regulations notified by Ministry of Law and Justice, Government of India regarding Public Liability Insurance Act, 1991 should be followed as applicable.	Complied
09	Any up-set condition in any industrial plant / activity of the industry, which result in, increased effluent / emission discharge and/ or violation of standards stipulated in this order shall be informed to this Board, under intimation to the Collector and District Magistrate and take immediate action to bring down the discharge / emission below the limits.	Being followed

B. B. B. B.



SCHEDULE - B																				
S.NO	CONDITIONS	COMPLIANCE STATUS																		
01	The industry obtained in principle permission from Water Resources Department, Govt. of A.P on 23.11.2017 for drawl of Krishna water of 1865 KLD during the surplus period (Sep, Oct & Nov only) with validity of 2 years, was expired on 22.11.2019 and it need to be renewed, until then, WHRPP plant shall not be operated.	We obtained renewal copy for river water approval from Water Resources Department for drawing the water from Krishna river 1865KLD. The same submitted to PCB RO Guntur.																		
02	As per the RTPMS site, the calibration of online monitoring systems was carried out 4 years back. Most of the time, the data in RTPMS is reported as 'NA' & 'Zero', the industry need to calibrate the online monitoring systems, by 28.08.2020.	Equipment Calibrated as per schedule and attached the same. Annexure-2																		
03	As per the new emission standards under MoEF & CC Notification, New Delhi Dt.10.05.2016 in G.S.R. 497 (E), the industry has to control emission limits of HCl, HF, TOC, other compounds etc.	Complied																		
Water pollution																				
01	<p>The industry shall made all efforts for Zero Discharge of service wastewater and in case, the industry prefers to discharge service wastewater shall comply the following effluent standards as per the MoEF&CC notifications of G.S.R. 497 (E), Dt.10.05.2016:</p> <table border="1"> <thead> <tr> <th>Outlet</th> <th>Parameter No.</th> <th>Limiting Standards</th> </tr> </thead> <tbody> <tr> <td>1</td> <td>PH</td> <td>5.5 - 9.0</td> </tr> <tr> <td></td> <td>Suspended Solids (SS)</td> <td>100.0 mg/l</td> </tr> <tr> <td></td> <td>Oil and Grease</td> <td>10.0 mg/l</td> </tr> <tr> <td></td> <td>Temperature</td> <td>Not more than 5oc than the intake water temperature</td> </tr> </tbody> </table> <p>Storm water shall not be allowed to mix with the effluent, treated sewage, scrubber water or floor washings. Storm water with in the battery limits of the industry shall be channelized through separate drains.</p>	Outlet	Parameter No.	Limiting Standards	1	PH	5.5 - 9.0		Suspended Solids (SS)	100.0 mg/l		Oil and Grease	10.0 mg/l		Temperature	Not more than 5oc than the intake water temperature	<p>The effluents generated are only from Domestic purposes which are treated in STP.</p> <p>The treated effluent quality is monitored regularly from MoEF recognized 3rd party and the parameters are well below the stipulated limits.</p> <p>The reports of the same are regularly submitted to APPCB.</p>			
Outlet	Parameter No.	Limiting Standards																		
1	PH	5.5 - 9.0																		
	Suspended Solids (SS)	100.0 mg/l																		
	Oil and Grease	10.0 mg/l																		
	Temperature	Not more than 5oc than the intake water temperature																		
02	<p>The industry shall comply the following discharge standards</p> <table border="1"> <thead> <tr> <th>Outlet No</th> <th>Parameter</th> <th>Concentration</th> </tr> </thead> <tbody> <tr> <td>2</td> <td>pH</td> <td>6.5 - 9.0</td> </tr> <tr> <td></td> <td>Total Suspended Solids (TSS)</td> <td><100 mg/l</td> </tr> <tr> <td></td> <td>Oil & Grease</td> <td>10 mg/l</td> </tr> <tr> <td></td> <td>BOD</td> <td>30 mg/l</td> </tr> <tr> <td></td> <td>Fecal coli form (FC) (Most probable Number per 100 milliliter, MPN/100 ml)</td> <td><1000</td> </tr> </tbody> </table> <p>for the treated water of STP as permitted disposal mode: for</p>	Outlet No	Parameter	Concentration	2	pH	6.5 - 9.0		Total Suspended Solids (TSS)	<100 mg/l		Oil & Grease	10 mg/l		BOD	30 mg/l		Fecal coli form (FC) (Most probable Number per 100 milliliter, MPN/100 ml)	<1000	STP Water analysis are attached in Annexure-3
Outlet No	Parameter	Concentration																		
2	pH	6.5 - 9.0																		
	Total Suspended Solids (TSS)	<100 mg/l																		
	Oil & Grease	10 mg/l																		
	BOD	30 mg/l																		
	Fecal coli form (FC) (Most probable Number per 100 milliliter, MPN/100 ml)	<1000																		
03	<p>The source of water is Ground water and from Krishna River at Satrasala in Guntur District during the surplus period (i.e. September, October & November only). The following is the permitted water consumption:</p> <table border="1"> <thead> <tr> <th>S. No</th> <th>purpose</th> <th>Quantity (KLD)</th> </tr> </thead> <tbody> <tr> <td>1</td> <td>Process, Washings, Boiler Feed & Industrial Cooling (make up)</td> <td>1705 KLD</td> </tr> <tr> <td>2</td> <td>Domestic including Township</td> <td>160 KLD</td> </tr> <tr> <td>3</td> <td>Total</td> <td>1865 KLD</td> </tr> </tbody> </table> <p>Separate meters with necessary pipe-line shall be maintained for assessing the quantity of water used for each of the purposes mentioned above.</p>	S. No	purpose	Quantity (KLD)	1	Process, Washings, Boiler Feed & Industrial Cooling (make up)	1705 KLD	2	Domestic including Township	160 KLD	3	Total	1865 KLD	Water consumption details are attached in Annexure-4						
S. No	purpose	Quantity (KLD)																		
1	Process, Washings, Boiler Feed & Industrial Cooling (make up)	1705 KLD																		
2	Domestic including Township	160 KLD																		
3	Total	1865 KLD																		

B. B. Raj



AIR POLLUTION:

04

The emissions shall not contain constituents in excess of the prescribed limits mentioned below for the cement plants with co-processing of wastes, as per the MoEF & CC notifications of G.S.R. 497 (E), Dt.10.05.2016 :

Chimney No.	Parameter	Emission Standards
1 to 26	Particulate Matter	30. mg/Nm ³
	SO ₂ *	100 mg/Nm ³
	NOx (before Notification)	800 mg/Nm ³
	HCl	10 mg/Nm ³
	HF	1 mg/Nm ³
	TOC **	10 mg/Nm ³
	Hg and its compounds	0.05 mg/Nm ³
	Cd + Tl	0.05 mg/Nm ³
	Sb+As+Pb+Co+Cr+Cu+Mn+V and their compounds	0.5 mg/Nm ³
	Dioxins and Furans	0.1 mg TEQ/Nm ³

-The norms of SO₂ & NOx shall be applicable to kiln only
 -For Rotary Kiln based plants the particulate matter from the raw mill, kiln & pre- calciner system put together shall not exceed 0.125 kg/Ton of clinker

*Assuming pyritic sulphur to the limestone is less than 0.25 %

** Permitting authority may prescribe separate standards on case to case basis, if Total Organic Carbon (TOC) does not result from the co-processing waste.

a)The height of each individual stack connection Kiln, Clinker, Cooler, Cement Mill, Coal Mill, Raw Mill, Packing section, etc. shall be of a minimum of 30 m or as per the formula $H=14(Q1)0.3$ and $H=74(Q2)0.27$ whichever is more, where "H" is the height of the stack in meters and "Q1" is the maximum quantity of SO₂ expected to be emitted in tones/hr through the stack at 100 percent rated capacity of the plant.

b) The monitored values of SO₂, NOx, HCl, HF, TOC, Metals and Dioxins and Furans at main kiln stack shall be corrected to 10% oxygen, on dry basis and the norms for SO₂, NOx, HCl, HF, TOC, Metals and Dioxins and Furans shall be applicable to all the stacks in the plant. PM, SO₂, NOX shall monitored continuously. HCl, HF, TOC, Metals and Dioxins and Furans shall be monitored once in a year.

c) Scrubber meant for scrubbing emissions shall not be used as quencher and plants having separate stack for gaseous emission for the scrubbing unit, the height of this stack shall be at least equal to the main stack.


Reports are attached in **Annexure-5**

05

The industry shall provide concrete roads within the plant to avoid the fugitive dust emissions. Vacuum/ pneumatic dust collection system shall be used for cleaning the internal roads. The compliance shall be followed with respect to production capacity of the plant and to submit timely report to the Regional Office, Guntur.

We are provided concrete roads and using sweeping machine for avoided fugitive emissions.

Bomlai




06	The industry shall provide interlocking system for air pollution control equipments provided with raw material feeding system so that the feeding of raw material would be stopped in case of failure of the air pollution control equipments.	Proper interlocking system is provided for air pollution control equipments to avoid fugitive emission in case of failure.
07	The industry shall maintain adequate dust collection and extraction system to control fugitive emissions at various material transfer points & the dust collected from pollution control equipments shall be recycled back into the process. The compliance status shall be reported to RO, Guntur.	Bag filters are installed at all transfer points, raw material hoppers for controlling of fugitive emissions and the collected dust is recycled back in the process and complied to PCB RO
08	The industry shall ensure implementation of requisite measures to prevent air pollution in the surrounding area and shall develop avenue plantations along the roads and available vacant spaces in coordination with local panchayats.	Being Followed
09	The industry shall comply with ambient air quality standards of PM ₁₀ (Particulate Matter size less than 10mm) - 100 mg/m ³ ; PM _{2.5} (Particulate Matter size less than 2.5mm) - 60 mg/m ³ ; SO ₂ - 80 mg/m ³ ; NO _X - 80 mg/m ³ , outside the factory premises at the periphery of the industry. Standards for other parameters as mentioned in the National Ambient Air Quality Standards by MoEF&CC notification GSR 826(E), 16.11.2009 & CPCB Notification No.B-29016/20/90/PCI-I, dated 18.11.2009 and its subsequent amendments thereof. Noise Levels: Day time (6 AM to 10 PM) - 75 dB (A) Night time (10 PM to 6 AM) - 70 dB (A)	Ambient Air Quality & Noise monitoring is carried out by deputing MoEF recognized external agency and the monitoring Reports are regularly submitted to APPCB. The AAQ values are well below the stipulated limits of NAAQs. Attached in annexure -6
10	The industry shall comply with emission limits for DG sets of capacity upto 800 KW as per the Notification G.S.R.520 (E), dated 01.07.2003 under the Environment (Protection) Amendment Rules, 2003 and G.S.R.448(E), dated 12.07.2004 under the Environment (Protection) Second Amendment Rules, 2004. In case of DG sets of capacity more than 800 KW shall comply with emission limits as per the Notification G.S.R.489 (E), dated 09.07.2002 at serial no.96, under the Environment (Protection) Act, 1986.	We will follow the directions.

B. B. Raj




GENERAL:		
S.NO	CONDITIONS	COMPLIANCE STATUS
11	The industry shall maintain the log books for Effluents generated, treated and used for Green Belt development, Log Books for pollution control systems, Characteristics of ambient air, effluents and emissions, Hazardous/non hazardous solid waste generated, disposed and incinerated etc. and the same shall be made available to the inspecting officers of the Board.	Being followed
12	The industry shall obtain the Renewal of principle permission from Water Resources Department, Govt. of A.P for drawl of Krishna water of 1865 KLD during the surplus period (Sep, Oct & Nov only), and furnish the same at RO, Guntur. The industry shall not draw water from Krishna river without obtaining the renewal of the same.	We obtained renewal copy for river water approval from Water Resources Department for drawing the water from Krishna river 1865KLD. The same submitted to PCB RO Guntur.
13	The industry shall submit the import details of pet coke along with analysis reports and quantity of utilization of pet coke in process to RO, Guntur on monthly basis.	Being followed and submitted to RO.
14	The industry shall provide 2 CAAQM stations in addition to the existing two CAAQM stations at representative areas, by 28.02.2021.	We have two CAAQM Stations and connected to CPCB and APPCB portal. And one more CAAQM Station Installation work under progress.
15	The overall noise levels in and around the plant shall be kept well within the standards by providing noise control measures including acoustic hoods, silencers, enclosures, etc., for noise generating sources.	Marinating the within Limits as per norms and reports are attached in annexure-6.
16	The industry shall comply with standards and directions issued by CPCB / MoEF&CC as and when notifications are issued.	Complied
17	The industry is introducing the plastic into the market along with their products which attracts Plastic Waste Management Rules, 2016 & its amendments thereof, the industry shall obtain registration and furnish EPR plan for collection of the plastic waste by 28.08.2020.	Obtained registration of PIBOS & PWP and following norms
18	The industry shall dispose the plastic waste generated from the damaged and waste sacks of cement packaging unit as per Plastic Waste Management Rules, 2016 & its amendments thereof.	We are following as per the CFO and send to authorized recyclers.
19	The industry shall comply with the standards stipulated for Air & Water, in case of non compliance and fire accidents; the industry is liable for Environmental Compensation and Environmental Damage Compensation, as per the Central Pollution Control Board (CPCB) assessing methodology of Environmental Compensation.	Being followed.
20	The industry shall submit compliance report on the conditions mentioned in the consent order every six months i.e., on 1st of January and July of every year to the RO/ZO.	Complied




SCHEDULE- C**Conditions of Authorization for Occupier or Operator Handling Hazardous wastes.**

S.NO	CONDITIONS	COMPLIANCE STATUS
01	The industry shall comply with the provisions of the Environment (Protection) Act, 1986, and the rules made there under and any other conditions/ the Guidelines issued by the Ministry of Environment, Forest and Climate Change or Central Pollution Control Board from time to time.	Following the conditions direction by CPCB and SPCB.
02	The industry shall furnish Annual Returns, for the last financial year, under these Rules by June 30 th of every year and the industry shall obtain the renewal of authorization time to time. The industry shall produce authorization copy or its renewal to the authorized inspecting officers of the Board on their request.	Being followed.
03	The industry shall not rent, lend, sell, transfer or otherwise transport the hazardous and other wastes except those permitted in the authorization and any unauthorized change in personnel, equipment or working conditions as mentioned in the application by the industry and closing of the facility without prior intimation to the Board, is treated as violation of HOWM Rules, 2016.	Being followed.
04	<p>As per the instructions under the Board Circular. No.F-30/APPCB/HO/HWM/RO-ZO/2020, dated 22/07/2020, the following conditions are stipulated:</p> <p>The industry shall inventorize the storage quantities of hazardous chemicals (raw materials), products, as per the hazard nature of reactivity/ toxicity/ flammability/ explosive materials stored/handling in the premises as defined in the MSIHC Rules, 1989 and the details shall be furnished to the Factories Department and to the Regional Office, APPCB on monthly basis duly certifying the same.</p> <p>The industry shall identify major accident hazard chemicals & list out the hazardous chemicals endangered to human health & environment and the details shall be furnished to the Factories Department and to the Regional Office, APPCB time to time duly certifying the same by the industry. Further the industry shall extend training to the working personnels while handling hazardous chemicals for prevention of accidents and necessary antidotes to ensure the safety, as per the MSIHC Rules, 1989.</p> <p>The industry shall submit the copy of the safety audit report and On-Site/ Off Site Emergency Plans as applicable after being certified by the Factories Department to the APPCB, Regional Office from time to time, if the storage quantity of hazardous chemicals is equal to or, in excess of the threshold quantities specified in schedule 2 & 3 of MSIHC Rules, 1989.</p> <p>The industry shall carryout calibration of safety equipments and leak detection systems at regular intervals and shall certify the same with the Factories Department. That certified copy shall be submitted to the APPCB, Regional Office. The industry shall install fluorescent Wind Vane at the highest point in the industry premises.</p> <p>The industry shall inventorize the hazardous wastes and its quantities stored within the industry premises as per the Hazardous and Other Wastes (Management and Trans boundary Movement) Rules, 2016 (HOWM Rules, 2016) and shall furnish the details to Regional Office, APPCB on monthly basis duly certifying the same by the industry.</p>	The stipulated conditions are following.

Bhola



05	The industry shall comply with the provisions outlined in the Central Pollution Control Board guidelines on "Implementing Liabilities for Environmental Damages due to Handling and Disposal of Hazardous Waste and Penalty".	Following hazardous rules.
06	The industry shall not store hazardous waste for more than 90 days as per the Hazardous & Other Wastes (Management and Tran's boundary Movement) Rules, 2016.	Being Followed.
07	The industry shall store Used / Waste Oil and Used Lead Acid Batteries in a secured way in their premises till its disposal to the manufacturers / dealers on buyback basis.	Following the CFO Conditions.
08	The industry shall maintain 7 copy manifest system for transportation of waste generated and a copy shall be submitted to concern Regional Office of APPCB. The driver who transports Hazardous Waste should be well acquainted about the procedure to be followed in case of an emergency during transit. The transporter should carry a Transport Emergency (TREM) Card.	Following the CFO Conditions.
09	The industry shall maintain proper records for Hazardous & other wastes stated in Authorization in FORM-3 i.e., quantity of Incinerable waste, land disposal waste, recyclable waste etc., and file annual returns in Form- 4 as per Rule 6 (5) of the Hazardous & Other Wastes (Management & Trans boundary Movement) Rules, 2016 and amendments thereof by June 30th for the period ensuring 31st March of the year.	We are submitting the Form -IV to RO once in three months.
10	The industry shall submit the condition wise compliance report of the conditions stipulated in Schedule A, B & C of this Order on half yearly basis to Board Office and concerned Regional Office.	Submitting the CFO Compliance as Schedule A, B & C conditions of every year January and July.



Panda

Annexure-1&3

PARASAKTI CEMENT INDUSTRIES LIMITED

MONTH WISE STP (INLET & OUTLET) WATER ANALYSIS FROM JULY -2024 TO DEC-2024

STP WATER ANALYSIS

Month	STP INLET						STP OUT LET					
	PH	TSS	COD	BOD	Oil & Grease	Fecal Coli form	PH	TSS	COD	BOD	Oil & Grease	Fecal Coli form
	log([H+])	mg/l	mg/l	mg/l	mg/l	ml	log([H+])	mg/l	mg/l	mg/l	mg/l	ml
Jul-24	7.61	124	192.00	80.00	6.00	11000	7.65	9.00	20.00	5.00	1.00	120.00
Aug-24	7.30	148	196.00	82.00	7.00	14000	7.59	7.00	16.00	4.00	1.00	110.00
Sep-24	7.16	162	224.00	94.00	6.00	17000	7.68	12.00	22.00	5.00	1.00	210.00
Oct-24	7.11	76	156.00	64.00	7.00	14000	7.63	11.00	38.00	9.00	1.00	210.00
Nov-24	7.09	38	128.00	52.00	6.00	11000	7.60	9.00	31.00	8.00	1.00	170.00
Dec-24	7.29	87	164.00	67.00	8.00	17000	7.78	19.00	44.00	10.00	1.00	140.00
MIN	7.1	38.0	128.0	52.0	6.0	11000.0	7.6	7.0	16.0	4.0	1.0	110.0
MAX	7.6	162.0	224.0	94.0	8.0	17000.0	7.8	19.0	44.0	10.0	1.0	210.0
AVG	7.3	105.8	176.7	73.2	6.7	14000.0	7.7	11.2	28.5	6.8	1.0	160.0

Annexure-2 (stacks &AAQ calibration certifications)



CALIBRATION REPORT

Customer Name	M/s.: Parasakti Cement Industries Limited
Instrument	Continuous Emission Dust Monitoring Analyser
Instrument Serial No.	1445
Make and Model No.	Goyen Mecair (EMP6)
Location	Coal Mill-1
Date of Calibration	01.07.2024
Next Calibration Due Date	30.09.2024

Calibration Method:

This instrument was calibrated based on the DOE requirements and refer to British Standard Miniature smoke chart.

Calibration Details:

Part Name	Status
Physical Instrument status	Checked & Ok
Printed Circuit Board	Checked & Ok
Sensor Assembly	Checked & Ok
Transformer Outputs	Checked & Ok
Relay Output	Checked & Ok
Auto Calibration	Pass

Adjusting 4mA and 20 mA output

4mA	Checked & OK
20mA	Checked & OK

Parameter	Measured Value
SPM	0.1 mg/NM3

Remarks: This instrument described above have been calibrated and found to comply with its published performance specification at the point measured, which is valid for three months from the date of calibration

For Nevco Engineers P Ltd.

NEVCO Engineers Pvt. Ltd.

CIN No.: 55-57-103 OF 1993-94 Dt. 27.01.94

+91-11-41717112/3/4/5

delhi@nevcoengineers.com / sales@nevcoengineers.com www.nevcoengineers.com

90A-2nd Floor, Opposite Iskon Temple, Amritpuri B, Main Road, East of Kailash, Delhi - 110065

CALIBRATION REPORT

Customer Name	M/s.: Parasakti Cement Industries Limited
Instrument	Continious Emission Dust Monitoring Analyser
Instrument Serial No.	1715
Make and Model No.	Goyen Mecair (EMP6)
Location	Coal Mill-2
Date of Calibration	01.07.2024
Next Calibration Due Date	30.09.2024

Calibration Method:

This instrument was calibrated based on the DOE requirements and refer to British Standard Miniature smoke chart.

Calibration Details:

Part Name	Status
Physical Instrument status	Checked & Ok
Printed Circuit Board	Checked & Ok
Sensor Assembly	Checked & Ok
Transformer Outputs	Checked & Ok
Relay Output	Checked & Ok
Auto Calibration	Pass

Adjusting 4mA and 20 mA output

4mA	Checked & OK
20mA	Checked & OK

Calibration Results:

Parameter	Span Calibration		
	ISO-K Value	Measured Value	Difference
SPM	20.5 mg/NM3	20.9 mg/NM3	0.4

Remarks: This instrument described above have been calibrated and found to comply with its published performance specification at the point measured, which is valid for three months from the date of calibration

For Nevco Engineers Pvt. Ltd.



NEVCO Engineers Pvt. Ltd.

CIN No.: 55-57-103 OF 1993-94 DL 270194

+91-11-41717112/3/4/5

delhi@nevcoengineers.com / sales@nevcoengineers.com www.nevcoengineers.com

90A-2nd Floor, Opposite Iskon Temple, Amritpuri B, Main Road, East of Kailash, Delhi - 110065

CALIBRATION REPORT

Customer Name	M/s.: Parasakti Cement Industries Limited
Instrument	Continuous Emission Dust Monitoring Analyser
Instrument Serial No.	S5-2L1Y5S-0649
Make and Model No.	Sintrol / S305
Location	Cooler-1
Date of Calibration	01.07.2024
Next Calibration Due Date	30.09.2024

Calibration Method:

This instrument was calibrated based on the DOE requirements and refer to British Standard Miniature smoke chart.

Calibration Details:

Part Name	Status
Physical Instrument status	Checked & Ok
Printed Circuit Board	Checked & Ok
Sensor Assembly	Checked & Ok
Transformer Outputs	Checked & Ok
Relay Output	Checked & Ok
Auto Calibration	Pass

Adjusting 4mA and 20 mA output

4mA ¹	Checked & OK
20mA	Checked & OK

Parameter	Measured Value
SPM	0.1 mg/NM3

Remark: This instrument described above have been calibrated and found to comply with its published performance specification at the points measured, which is valid for three months from the date of calibration.

For Nevco Engineers Pvt. Ltd.



NEVCO Engineers Pvt. Ltd.

CIN No.: 55-57-103 OF 1993-94 DL 27.01.94

+91-11-41717112/3/4/5

delhi@nevcoengineers.com / sales@nevcoengineers.com www.nevcoengineers.com

90A-2nd Floor, Opposite Iskon Temple, Amritpuri B, Main Road, East of Kailash, Delhi - 110065

CALIBRATION REPORT

Customer Name	M/s.: Parasakti Cement Industries Limited
Instrument	Continious Emission Dust Monitoring Analyser
Instrument Serial No.	S5-2L1Y5S-0650
Make and Model No.	Sintrol S305
Location	Cooler-2
Date of Calibration	01.07.2024
Next Calibration Due Date	30.09.2024

Calibration Method:

This instrument was calibrated based on the DOE requirements and refer to Bristish Standard Miniature smoke chart.

Calibration Details:

Part Name	Status
Physical Instrument status	Checked & Ok
Printed Circuit Board	Checked & Ok
Sensor Assembly	Checked & Ok
Transformer Outputs	Checked & Ok
Relay Output	Checked & Ok
Auto Calibration	Pass

Adjusting 4mA and 20 mA output

4mA	Checked & OK
20mA	Checked & OK

Calibration Results:

Parameter	Span Calibration		
	ISO-K Value	Measured Value	Difference
SPM	17.3 mg/NM3	17.9 mg/NM3	0.6

Remarks: This instrument described above have been calibrated and found to comply with its published performance specification at the point measured, which is valid for three months from the date of calibration

For Nevco Engineers Pvt. Ltd.



NEVCO Engineers Pvt. Ltd.

CIN No.: 55-57-103 OF 1993-94 DL 270194

+91-11-41717112/3/4/5

delhi@nevcoengineers.com / sales@nevcoengineers.com www.nevcoengineers.com

90A-2nd Floor, Opposite Iskon Temple, Amritpuri B, Main Road, East of Kailash, Delhi - 110065

CALIBRATION REPORT

Customer Name	M/s.: Parasakti Cement Industries Limited
Instrument	Continuous Emission Gas Monitoring Analyser
Location	Kiln-1 station
Principle	NDIR sensor
Model No.	GA 1000F
Instrument Serial No.	GA 1002
Date of Calibration	01.07.2024
Next Calibration Due Date	30.09.2024

CALIBRATION DATA

Parameters	Zero Calibration (mg/m3)		Span Calibration (mg/m3)	
	Actual	Measured	Actual	Measured
Sulfur Dioxide (SO ₂)	0.0	0.0	1142.3	1139.2
Nitric oxide (NO)	0.0	0.0	463.6	457.8

Traceability:

Supplier	Gas Name	Concentration	Cylinder No.	Cy. Certificate	Validity
Chemtron Science	SO ₂	436.0 PPM	CSL-50716	CSL-150124-13825-2-1	31-01-25
Chemtron Science	NO	380.0 PPM	CSL-50715	CSL-150124-13825-1-1	31-01-25

The Instrument described above has been calibrated & found to comply with its published Performance specification with the points measured, which is valid for three months from the date of calibration

For
Nevco Engineers Pvt Ltd



NEVCO Engineers Pvt. Ltd.

CIN No.: 55-57-103 OF 1993-94 Dt. 27.01.94

+91-11-41717112/3/4/5

delhi@nevcoengineers.com / sales@nevcoengineers.com www.nevcoengineers.com

90A-2nd Floor, Opposite Iskon Temple, Amritpuri B, Main Road, East of Kailash, Delhi - 110065

CALIBRATION REPORT

Customer Name	M/s.: Parasakti Cement Industries Limited
Instrument	Continuous Emission Dust Monitoring Analyser
Instrument Serial No.	S3-3L1Y5S-0633
Make and Model No.	Sintrol S303
Location	Kiln-1
Date of Calibration	01.07.2024
Next Calibration Due Date	30.09.2024

Calibration Details:

Part Name	Status
Physical Instrument status	Checked & Ok
Printed Circuit Board	Checked & Ok
Sensor Assembly	Checked & Ok
Transformer Outputs	Checked & Ok
Relay Output	Checked & Ok
Auto Calibration	Pass

Adjusting 4mA and 20 mA output

4mA	Checked & OK
20mA	Checked & OK

Calibration Results:

Parameter	Measured Value
SPM	0.1 mg/Nm ³

Accepted Tolerance: $\pm 2\%$ of the reading

Remarks: This instrument described above have been calibrated and found to comply with its published performance specification at the point measured, which is valid for three months from the date of calibration

For Nevco Engineers Pvt. Ltd.



NEVCO Engineers Pvt. Ltd.

CIN No.: 55-57-103 OF 1993-94 Dt. 27.01.94

+91-11-41717112/3/4/5

delhi@nevcoengineers.com / sales@nevcoengineers.com www.nevcoengineers.com
 90A-2nd Floor, Opposite Iskon Temple, Amritpuri B, Main Road, East of Kailash, Delhi - 110065

CALIBRATION REPORT

Customer Name	M/s.: Parasakti Cement Industries Limited
Instrument	Continuous Emission Gas Monitoring Analyser
Location	Kiln-2 station
Principle	NDIR sensor
Model No.	GA 1000F
Instrument Serial No.	GA 1000
Date of Calibration	01.07.2024
Next Calibration Due Date	30.09.2024

CALIBRATION DATA

Parameters	Zero Calibration (mg/m ³)		Span Calibration (mg/m ³)	
	Actual	Measured	Actual	Measured
Sulfur Dioxide (SO ₂)	0.0	0.0	1124.0	1119.9
Nitric oxide (NO)	0.0	0.0	439.2	436.1

Traceability:

Supplier	Gas Name	Concentration	Cylinder No.	Cy. Certificate	Validity
Chemtron Science	SO ₂	429.0 PPM	A-137181	CSL-080923-11831-2-1	30.09.2024
Chemtron Science	NO	360.0 PPM	A-137334	CSL-080923-11831-1-1	30.09.2024

The Instrument described above has been calibrated & found to comply with its published Performance specification with the points measured, which is valid for three months from the date of calibration

For 
NeVco Engineers Pvt.Ltd

NEVCO Engineers Pvt. Ltd.

CIN No.: 55-57-103 OF 1993-94 Dt. 27.01.94

+91-11-41717112/3/4/5

delhi@nevcoengineers.com / sales@nevcoengineers.com www.nevcoengineers.com

90A-2nd Floor, Opposite Iskon Temple, Amritpuri B, Main Road, East of Kailash, Delhi - 110065

CALIBRATION REPORT

Customer Name	M/s.: Parasakti Cement Industries Limited
Instrument	Continuous Emission Dust Monitoring Analyser
Instrument Serial No.	S3-3L1Y5S-01258
Make and Model No.	Sintrol S303
Location	Kiln-2
Date of Calibration	01.07.2024
Next Calibration Due Date	30.09.2024

Calibration Details:

Part Name	Status
Physical Instrument status	Checked & Ok
Printed Circuit Board	Checked & Ok
Sensor Assembly	Checked & Ok
Transformer Outputs	Checked & Ok
Relay Output	Checked & Ok
Auto Calibration	Pass

Adjusting 4mA and 20 mA output

4mA	Checked & OK
20mA	Checked & OK


Calibration Results:

Parameter	Span Calibration		
	ISO-K Value	Measured Value	Difference
SPM	17.8 mg/Nm ³	18.3 mg/Nm ³	0.5

Accepted Tolerance: $\pm 2\%$ of the reading

Remarks: This instrument described above have been calibrated and found to comply with its published performance specification at the point measured, which is valid for three months from the date of calibration.

For Nevco Engineers Pvt. Ltd.



NEVCO Engineers Pvt. Ltd.

CIN No.: 55-57-103 OF 1993-94 Dt. 27.01.94

+91-11-41717112/3/4/5

delhi@nevcoengineers.com / sales@nevcoengineers.com www.nevcoengineers.com

90A-2nd Floor, Opposite Iskon Temple, Amritpur B, Main Road, East of Kailash, Delhi - 110065

CALIBRATION REPORT

Company	M/s.: Parasakti Cement Industries Limited		
Station	Main gate station		
Instrument	PM2.5 Ambient Dust Monitor	Calibration Date	01.07.2024
Make and Model	OP SIS & SM200		
Serial No.	SM200-1444	Next Calibration Due Date	30.09.2024
Calibrator kit	Flow Meter		
Make and Model	OP SIS & FM200		
Serial No.	FM200-L-020		

Calibration Results:

Flow Calibration:

Flow (l/m)			Span Factor		
Before	Adjusted	Standard	Before	After	Standard
36.98	38.32	38.33	1.10	0.98	± 1.0

Span & Leak Test Results

	Before			After		
	Span	2.145	0.23	3.5	2.214	0.23
Leak	7.8 kpa		0.0 pa	7.9 kpa		0.0 pa

Beta Test Results

DK: 20	CE: 2.8 %
A: 2195647	B: 1635214

The Instrument described above has been calibrated & found to comply with its published Performance specification with the points measured, which is valid for three months from the date of calibration.

For
Nevco Engineers Pvt. Ltd.



CALIBRATION REPORT

Company	M/s.: Parasakti Cement Industries Limited		
Station	Main gate station		
Instrument	PM10 Ambient Dust Monitor	Calibration Date	01.07.2024
Make and Model	OP SIS & SM200		
Serial No.	SM200-1443	Next Calibration Due Date	30.09.2024
Calibrator kit	Flow Meter		
Make and Model	OP SIS & FM200		
Serial No.	FM200-L-020		

Calibration Results:

Flow Calibration:

Flow (l/m)			Span Factor		
Before	Adjusted	Standard	Before	After	Standard
37.65	38.32	38.33	1.02	0.98	± 1.0

Span & Leak Test Results

	Before			After		
	Span	Leak	Leak	Span	Leak	Leak
Span	2.236	0.23	8.1	2.244	0.23	0.0
Leak	6.0 kpa		0.0 pa	6.1 kpa		0.0 pa

Beta Test Results

DK: 22	CE: 0.4%
A: 2312458	B: 1614852

The Instrument described above has been calibrated & found to comply with its published Performance specification with the points measured, which is valid for three months from the date of calibration

For
Nevco Engineers Pvt. Ltd.



NEVCO Engineers Pvt. Ltd.

CIN No.: 55-57-103 OF 1993-94 Dt. 27.01.94

+91-11-41717112/3/4/5

delhi@nevcoengineers.com / sales@nevcoengineers.com www.nevcoengineers.com
Plot No. 10, Sector 14, Connaught Place, Amritpuri B, Main Road, East of Kailash, Delhi - 110065

CALIBRATION REPORT

Company	M/s.: Parasakti Cement Industries Limited		
Station	Mines station		
Instrument	PM2.5 Ambient Dust Monitor	Calibration Date	01.07.2024
Make and Model	OP SIS & SM200		
Serial No.	SM200-1485	Next Calibration Date	30.09.2024
Calibrator kit	Flow Meter		
Make and Model	OP SIS & FM200		
Serial No.	FM200-L-020		

Calibration Results:

Flow Calibration:

Flow (l/m)	Flow (l/m)		Span Factor		
	Before	Adjusted	Standard	Before	After
37.42	38.32	38.33	1.03	0.99	± 1.0

Span & Leak Test Results

	Before			After		
	Span	2.390	0.24	7.4	2.269	0.24
Leak	6.4 kpa		0.0 pa	6.2 kpa		0.0 pa

Beta Test Results

DK: 19	CE: 1.1 %
A: 3975896	B: 2363514

The Instrument described above has been calibrated & found to comply with its published Performance specification with the points measured, which is valid for three months from the date of calibration

For
Nevco Engineers Pvt. Ltd.



NEVCO Engineers Pvt. Ltd.

CIN No.: 55-57-103 OF 1993-94 Dt. 27.01.94

+91-11-41717112/3/4/5

delhi@nevcoengineers.com / sales@nevcoengineers.com www.nevcoengineers.com
90A-2nd Floor, Opposite Iskon Temple, Amritpuri B, Main Road, East of Kailash, Delhi - 110065

CALIBRATION REPORT

Company	M/s.: Parasakti Cement Industries Limited		
Station	Mines station		
Instrument	PM10 Ambient Dust Monitor	Calibration Date	01.07.2024
Make and Model	OP SIS & SM200		
Serial No.	SM200-1483	Next Calibration Date	30.09.2024
Calibrator kit	Flow Meter		
Make and Model	OP SIS & FM200		
Serial No.	FM200-L-020		

Calibration Results:

Flow Calibration:

Flow (l/m)			Span Factor		
Before	Adjusted	Standard	Before	After	Standard
37.31	38.31	38.33	0.98	0.99	± 1.0

Span & Leak Test Results

	Before			After		
Span	2.297	0.24	10.3	2.275	0.24	0.1
Leak	7.3 kpa		0.0 pa	7.2 kpa		0.0 pa

Beta Test Results

DK: 18	CE: 0.3 %
A: 3872586	B: 2134152

The instrument described above has been calibrated & found to comply with its published Performance specification with the points measured, which is valid for three months from the date of calibration

For
Nevco Engineers Pvt. Ltd.



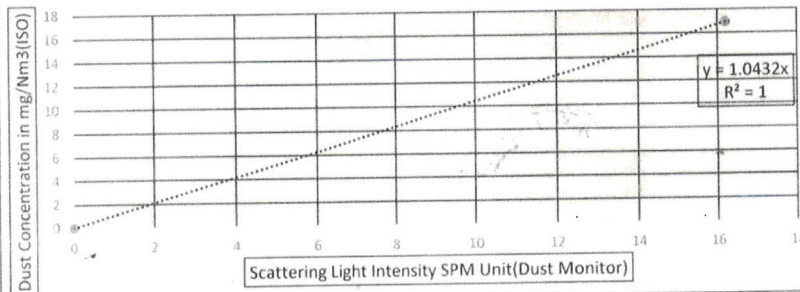
CALIBRATION REPORT

Certificate No.: ASP/2024-25/CEMENT MILL-1/CR-401-01

Issued to : M/s. PARSAKTI CEMENT INDUSTRIES LTD. Rentachintala, Guntur.

Sampling Date & Calibration Date	Stack Name	Sr. No. Of Instrument	Lab Value of Dust Concentration (ISO)	Average Scattering Intensity Value (SPM)	Calibration Coefficient	Remark
11-09-2024 & 30-09-2024	CEMENT MILL-1	20178698	16.2	16.9	1.0432	Dust Monitor Model No: DHSP30 is Calibrated Successfully.

Scattered Intensity vs Dust Concentration Calibration curve of Line 1 Cement Mill-1 Stack at M/s. PARSAKTI CEMENT INDUSTRIES LTD, Rentachintala dt: 30-09-2024



Calibration	Analog O/P Standard Value (mA)	Measured Value (mA)	Difference (mA)	Deviation %
ZERO	4.00 mA	4.03 mA	0.03 mA	0.75 %
SPAN - 70%	15.20 mA	15.20 mA	0.00 mA	0.0 %

Next Calibration Due Date: 29-12-2024

Calibrated by


Signature of Representative

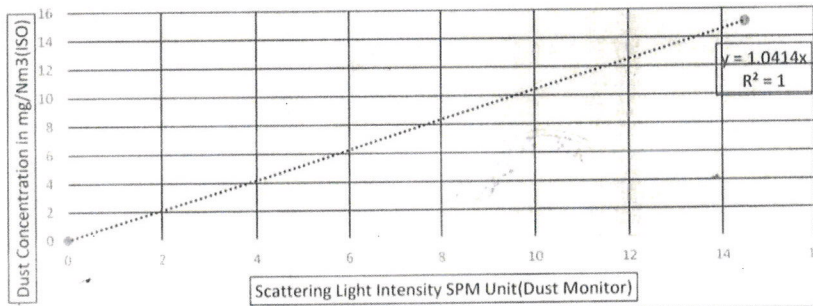


CALIBRATION REPORT

Certificate No.: ASP/2024-25/CEMENT MILL-2/CR-401-02
Issued to : M/s. PARASAKTI CEMENT INDUSTRIES LTD. Rentachintala, Guntur.

Sampling Date & Calibration Date	Stack Name	Sr. No. Of Instrument	Lab Value of Dust Concentration (ISO)	Average Scattering Intensity Value (SPM)	Calibration Coefficient	Remark
11-09-2024 & 30-09-2024	CEMENT MILL-2	20178700	14.5	15.1	1.0414	Dust Monitor Model No: DHSP30 is Calibrated Successfully.

Scattered Intensity vs Dust Concentration Calibration curve of Line 1 Cement Mill-2 Stack at M/s. PARASAKTI CEMENT INDUSTRIES LTD, Rentachintala dt: 30-09-2024



Calibration	Analog O/P Standard Value (mA)	Measured Value (mA)	Difference (mA)	Deviation %
ZERO	4.00 mA	4.04 mA	0.04 mA	1.0 %
SPAN - 70%	15.20 mA	15.20 mA	0.00 mA	0.0 %

Next Calibration Due Date: 29-12-2024

Calibrated by


Signature of Representative





Excellence in Measurements...

CALIBRATION REPORT

Customer Name	M/s.: Parasakti Cement Industries Limited
Instrument	Continious Emission Dust Monitoring Analyser
Instrument Serial No.	S3-3L1Y5S-0633
Make and Model No.	Sintrol S303
Location	Kiln-1
Date of Calibration	30.09.2024
Next Calibration Due Date	29.12.2024

Calibration Details:

Part Name	Status
Physical Instrument status	Checked & Ok
Printed Circuit Board	Checked & Ok
Sensor Assembly	Checked & Ok
Transformer Outputs	Checked & Ok
Relay Output	Checked & Ok
Auto Calibration	Pass

Adjusting 4mA and 20 mA output

4mA	Checked & OK
20mA	Checked & OK


Calibration Results:

Parameter	Measured Value
SPM	0.1 mg/Nm3

Accepted Tolerance: $\pm 2\%$ of the reading

Remarks: This instrument described above have been calibrated and found to comply with its published performance specification at the point measured, which is valid for three months from the date of calibration

For Nevco Engineers P Ltd.



NEVCO Engineers Pvt. Ltd.

CIN No.: 55-57-103 OF 1993-94 Dt. 27.01.94

+91-11-41717112/3/4/5

delhi@nevcoengineers.com / sales@nevcoengineers.com www.nevcoengineers.com

90A-2nd Floor, Opposite Iskon Temple, Amritpuri B, Main Road, East of Kailash, Delhi - 110065

CALIBRATION REPORT

Customer Name	M/s.: Parasakti Cement Industries Limited
Instrument	Continious Emission Gas Monitoring Analyser
Location	Kiln-1 station
Principle	NDIR sensor
Model No.	GA 1000F
Instrument Serial No.	GA 1002
Date of Calibration	30.09.2024
Next Calibration Due Date	29.12.2024

CALIBRATION DATA

Parameters	Zero Calibration (mg/m3)		Span Calibration (mg/m3)	
	Actual	Measured	Actual	Measured
Sulfur Dioxide (SO2)	0.0	0.0	1142.3	1139.2
Nitric oxide (NO)	0.0	0.0	463.6	457.8
Nitrogen	0.0	0.0	0.0	0.0

Traceability:

Supplier	Gas Name	Concentration	Cylinder No.	Cy. Certificate	Validity
Chemtron Science	SO2	436.0 PPM	CSL-50716	CSL-150124-13825-2-1	1/31/2025
Chemtron Science	NO	380.0 PPM	CSL-50715	CSL-150124-13825-1-1	1/31/2025
Chemtron Science	N2	99.99%	CSL-6507	CSL-150124-13825-1-1	1/31/2025

The Instrument described above has been calibrated & found to comply with its published Performance specification with the points measured, which is valid for three months from the date of calibration



Nevco engineers pvt ltd

NEVCO Engineers Pvt. Ltd.

CIN No.: 55-57-103 OF 1993-94 Dt. 27.01.94

Tel.: +91-11-4171711/3/4/5.
Fax: +91-11-26285202

delhi@nevcoengineers.com / sales@nevcoengineers.com www.nevcoengineers.com / www.nevco.co.in

90A and Floor, Opposite Iskon Temple, Amit Puri B, Main Road, East of Kailash, Delhi - 110065

CALIBRATION REPORT

Customer Name	M/s.: Parasakti Cement Industries Limited
Instrument	Continious Emission Dust Monitoring Analyser
Instrument Serial No.	S5-2L1Y5S-0649
Make and Model No.	Sintrol / S305
Location	Cooler-1
Date of Calibration	30.09.2024
Next Calibration Due Date	29.12.2024

Calibration Method:

This instrument was calibrated based on the DOE requirements and refer to Bristish Standard Miniature smoke chart.

Calibration Details:

Part Name	Status
Physical Instrument status	Checked & Ok
Printed Circuit Board	Checked & Ok
Sensor Assembly	Checked & Ok
Transformer Outputs	Checked & Ok
Relay Output	Checked & Ok
Auto Calibration	Pass

Adjusting 4mA and 20 mA output

4mA	Checked & OK
20mA	Checked & OK

Parameter	Measured Value
SPM	0.1 mg/NM3

Remark: This instrument described above have been calibrated and found to comply with its published performance specification at the points measured, which is valid for three months from the date of calibration

For Nevco Engineers P Ltd.



NEVCO Engineers Pvt. Ltd.

CIN No.: 55-57-103 OF 1993-94 Dt. 27.01.94

+91-11-41717112/3/4/5

delhi@nevcoengineers.com / sales@nevcoengineers.com www.nevcoengineers.com

90A-2nd Floor, Opposite Iskon Temple, Amritpuri B, Main Road, East of Kailash, Delhi - 110065

CALIBRATION REPORT

Customer Name	M/s. Parasakti Cement Industries Limited
Instrument	Continious Emission Dust Monitoring Analyser
Instrument Serial No.	1445
Make and Model No.	Goyen Mecair (EMP6)
Location	Coal Mill-1
Date of Calibration	30.09.2024
Next Calibration Due Date	29.12.2024

Calibration Method:

This instrument was calibrated based on the DOE requirements and refer to British Standard Miniature smoke chart.

Calibration Details:

Part Name	Status
Physical Instrument status	Checked & Ok
Printed Circuit Board	Checked & Ok
Sensor Assembly	Checked & Ok
Transformer Outputs	Checked & Ok
Relay Output	Checked & Ok
Auto Calibration	Pass

Adjusting 4mA and 20 mA output

4mA	Checked & OK
20mA	Checked & OK

Parameter	Measured Value
SPM	0.1 mg/NM3

Remarks: This instrument described above have been calibrated and found to comply with its published performance specification at the point measured, which is valid for three months from the date of calibration



Nevco engineers pvt ltd

NEVCO Engineers Pvt. Ltd.

CIN No. 55-57-103 OF 1993-94 Dt. 27.01.94

Tel.: +91-11-4717113/3/4/5,
Fax: +91-11-26285303;
delhi@nevcoengineers.com / sales@nevcoengineers.com www.nevcoengineers.com / www.nevco.co.in
90A and Floor, Opposite Iskon Temple, Amrit Puri B, Main Road, East of Kailash, Delhi - 110065

CALIBRATION REPORT

Customer Name	M/s.: Parasakti Cement Industries Limited
Instrument	Continious Emission Dust Monitoring Analyser
Instrument Serial No.	S3-3L1Y5S-01258
Make and Model No.	Sintrol S303
Location	Kiln-2
Date of Calibration	30.09.2024
Next Calibration Due Date	29.12.2024

Calibration Details:

Part Name	Status
Physical Instrument status	Checked & Ok
Printed Circuit Board	Checked & Ok
Sensor Assembly	Checked & Ok
Transformer Outputs	Checked & Ok
Relay Output	Checked & Ok
Auto Calibration	Pass

Adjusting 4mA and 20 mA output

4mA	Checked & OK
20mA	Checked & OK


Calibration Results:

Parameter	Span Calibration		
	ISO-K Value	Measured Value	Difference
SPM	15.8 mg/Nm3	14.3 mg/Nm3	0.5

Accepted Tolerance: $\pm 2\%$ of the reading

Remarks: This instrumnet descrived above have been calibrated and found to comply with its published performance specification at the point measured,which is valid for three months from the date of calibration

For Nevco Engineers P.Ltd.



CALIBRATION REPORT

Customer Name	M/s.: Parasakti Cement Industries Limited
Instrument	Continious Emission Gas Monitoring Analyser
Location	Kiln-2 station
Principle	NDIR sensor
Model No.	GA 1000F
Instrument Serial No.	GA 1000
Date of Calibration	30.09.2024
Next Calibration Due Date	29.12.2024


CALIBRATION DATA


Parameters	Zero Calibration (mg/m3)		Span Calibration (mg/m3)	
	Actual	Measured	Actual	Measured
Sulfur Dioxide (SO ₂)	0.0	0.0	1142.3	1139.2
Nitric oxide (NO)	0.0	0.0	463.6	457.8
Nitrogen	0.0	0.0	0.0	0.0

Traceability:

Supplier	Gas Name	Concentration	Cylinder No.	Cy. Certificate	Validity
Chemtron Science	SO ₂	436.0 PPM	CSL-50716	CSL-150124-13825-2-1	31-01-25
Chemtron Science	NO	380.0 PPM	CSL-50715	CSL-150124-13825-1-1	31-01-25
Chemtron Science	N ₂	99.99%	CSL-6507	CSL-150124-13825-1-1	31-01-25

The Instrument described above has been calibrated & found to comply with its published Performance specification with the points measured, which is valid for three months from the date of calibration


For 
Nevco Engineers Pvt Ltd




NEVCO Engineers Pvt. Ltd.

CIN No.: 55-57-103 OF 1993-94 Dt. 27.01.94

+91-11-41717112/3/4/5

delhi@nevcoengineers.com / sales@nevcoengineers.com  www.nevcoengineers.com

 90A-2nd Floor, Opposite Iskon Temple, Amritpuri B, Main Road, East of Kailash, Delhi - 110065

CALIBRATION REPORT

Customer Name	M/s.: Parasakti Cement Industries Limited
Instrument	Continious Emission Dust Monitoring Analyser
Instrument Serial No.	S5-2L1Y5S-0650
Make and Model No.	Sintrol S305
Location	Cooler-2
Date of Calibration	30.09.2024
Next Calibration Due Date	29.12.2024

Calibration Method:

This instrument was calibrated based on the DOE requirements and refer to Bristish Standard Miniature smoke chart.

Calibration Details:

Part Name	Status
Physical Instrument status	Checked & Ok
Printed Circuit Board	Checked & Ok
Sensor Assembly	Checked & Ok
Transformer Outputs	Checked & Ok
Relay Output	Checked & Ok
Auto Calibration	Pass

Adjusting 4mA and 20 mA output

4mA	Checked & OK
20mA	Checked & OK

Calibration Results:

Parameter	Span Calibration		
	ISO-K Value	Measured Value	Difference
SPM	15.1 mg/NM3	15.7 mg/NM3	0.6

Remarks: This instrument described above have been calibrated and found to comply with its published performance specification at the point measured, which is valid for three months from the date of calibration

For Nevco Engineers P Ltd.



CALIBRATION REPORT

Customer Name	M/s.: Parasakti Cement Industries Limited
Instrument	Continious Emission Dust Monitoring Analyser
Instrument Serial No.	1715
Make and Model No.	Goyen Mecair (EMP6)
Location	Coal Mill-2
Date of Calibration	30.09.2024
Next Calibration Due Date	29.12.2024

Calibration Method:

This instrument was calibrated based on the DOE requirements and refer to Bristish Standard Miniature smoke chart.

Calibration Details:

Part Name	Status
Physical Instrument status	Checked & Ok
Printed Circuit Board	Checked & Ok
Sensor Assembly	Checked & Ok
Transformer Outputs	Checked & Ok
Relay Output	Checked & Ok
Auto Calibration	Pass

Adjusting 4mA and 20 mA output


4mA	Checked & OK
20mA	Checked & OK

Calibration Results:

Parameter	Span Calibration		
	ISO-K Value	Measured Value	Difference
SPM	17.3 mg/NM3	17.9 mg/NM3	0.6

Remarks: This instrument described above have been calibrated and found to comply with its published performance specification at the point measured, which is valid for three months from the date of calibration

For Nevco Engineers P Ltd.



NEVCO Engineers Pvt. Ltd.

CIN No.: 55-57-103 OF 1993-94 Dt. 27.01.94

+91-11-41717112/3/4/5

delhi@nevcoengineers.com / sales@nevcoengineers.com www.nevcoengineers.com

90A-2nd Floor, Opposite Iskon Temple, Amritpuri B, Main Road, East of Kailash, Delhi - 110065

CALIBRATION REPORT

Company	M/s.: Parasakti Cement Industries Limited		
Station	Mines station		
Instrument	PM2.5 Ambient Dust Monitor	Calibration Date	30.09.2024
Make and Model	OPSIS & SM200		
Serial No.	SM200-1485	Next Calibration Date	29.12.2024
Calibrator kit	Flow Meter		
Make and Model	OPSIS & FM200		
Serial No.	FM200-L-020		

Calibration Results:

Flow Calibration:

Flow (l/m)			Span Factor		
Before	Adjusted	Standard	Before	After	Standard
37.42	38.32	38.33	1.03	0.99	± 1.0

Span & Leak Test Results


	Before			After		
Span	2.390	0.24	7.4	2.269	0.24	0.1
Leak	6.4 kpa		0.0 pa	6.2 kpa		0.0 pa

Beta Test Results

DK: 19	CE: 1.1 %
A: 3975896	B: 2363514

The Instrument described above has been calibrated & found to comply with its published Performance specification with the points measured, which is valid for three months from the date of calibration

For
Nevco Engineers Pvt Ltd



NEVCO Engineers Pvt. Ltd.

CIN No.: 55-57-103 OF 1993-94 Dt. 27.01.94

+91-11-41717112/3/4/5

delhi@nevcoengineers.com / sales@nevcoengineers.com www.nevcoengineers.com

90A-2nd Floor, Opposite Iskon Temple, Amritpuri B, Main Road, East of Kailash, Delhi - 110065

CALIBRATION REPORT

Company	M/s.: Parasakti Cement Industries Limited		
Station	Main gate station		
Instrument	PM10 Ambient Dust Monitor		Calibration Date
Make and Model	OP SIS & SM200		
Serial No.	SM200-1443		Next Calibration Due Date
Calibrator kit	Flow Meter		
Make and Model	OP SIS & FM200		
Serial No.	FM200-L-020		29.12.2024

Calibration Results:

Flow Calibration:

Flow (l/m)			Span Factor		
Before	Adjusted	Standard	Before	After	Standard
37.65	38.32	38.33	1.02	0.98	± 1.0

Span & Leak Test Results


	Before			After		
Span	2.236	0.23	8.1	2.244	0.23	0.0
Leak	6.0 kpa		0.0 pa	6.1 kpa		0.0 pa

Beta Test Results

DK: 22	CE: 0.4%
A: 2312458	B: 1614852

The Instrument described above has been calibrated & found to comply with its published Performance specification with the points measured, which is valid for three months from the date of calibration

For
Nevco Engineers Pvt Ltd



NEVCO Engineers Pvt. Ltd.

CIN No.: 55-57-103 OF 1993-94 Dt. 27.01.94

+91-11-41717112/3/4/5

✉ delhi@nevcoengineers.com / sales@nevcoengineers.com 🌐 www.nevcoengineers.com

📍 90A-2nd Floor, Opposite Iskon Temple, Amritpuri B, Main Road, East of Kailash, Delhi - 110065

CALIBRATION REPORT

Company	M/s.: Parasakti Cement Industries Limited		
Station	Main gate station		
Instrument	PM2.5 Ambient Dust Monitor	Calibration Date	30.09.2024
Make and Model	OP SIS & SM200		
Serial No.	SM200-1444	Next Calibration Due Date	29.12.2024
Calibrator kit	Flow Meter		
Make and Model	OP SIS & FM200		
Serial No.	FM200-L-020		

Calibration Results:

Flow Calibration:

Flow (l/m)			Span Factor		
Before	Adjusted	Standard	Before	After	Standard
36.98	38.32	38.33	1.10	0.98	± 1.0

Span & Leak Test Results


	Before			After		
Span	2.145	0.23	3.5	2.214	0.23	0.1
Leak	7.8 kpa		0.0 pa	7.9 kpa		0.0 pa

Beta Test Results

DK: 20	CE: 2.8 %
A: 2195647	B: 1635214

The Instrument described above has been calibrated & found to comply with its published Performance specification with the points measured, which is valid for three months from the date of calibration

For
Nevco Engineers Pvt Ltd



NEVCO Engineers Pvt. Ltd.

CIN No.: 55-57-103 OF 1993-94 Dt. 27.01.94

+91-11-41717112/3/4/5

delhi@nevcoengineers.com / sales@nevcoengineers.com  www.nevcoengineers.com

90A-2nd Floor, Opposite Iskon Temple, Amritpuri B, Main Road, East of Kailash, Delhi - 110065

CALIBRATION REPORT

Company	M/s.: Parasakti Cement Industries Limited		
Station	Mines station		
Instrument	PM10 Ambient Dust Monitor	Calibration Date	30.09.2024
Make and Model	OP SIS & SM200		
Serial No.	SM200-1483	Next Calibration Date	29.12.2024
Calibrator kit	Flow Meter		
Make and Model	OP SIS & FM200		
Serial No.	FM200-L-020		

Calibration Results:

Flow Calibration:

Flow (l/m)			Span Factor		
Before	Adjusted	Standard	Before	After	Standard
37.31	38.31	38.33	0.98	0.99	± 1.0

Span & Leak Test Results


	Before			After		
Span	2.297	0.24	10.3	2.275	0.24	0.1
Leak	7.3 kpa		0.0 pa	7.2 kpa		0.0 pa

Beta Test Results

DK: 18	CE: 0.3 %
A: 3872586	B: 2134152

The Instrument described above has been calibrated & found to comply with its published Performance specification with the points measured, which is valid for three months from the date of calibration

For
Nevco Engineers Pvt Ltd




NEVCO Engineers Pvt. Ltd.

CIN No.: 55-57-103 OF 1993-94 Dt. 27.01.94

+91-11-41717112/3/4/5

delhi@nevcoengineers.com / sales@nevcoengineers.com  www.nevcoengineers.com

 90A-2nd Floor, Opposite Iskon Temple, Amritpuri B, Main Road, East of Kailash, Delhi - 110065

Annexure-4							
PARASAKTI CEMENT INDUSTRIES LIMITED							
MONTH WISE WATER CONSUMPTION FROM (July-24-December-24)							
MONTH	Industrial		WHR		Domestic		TOTAL
	KL	KLD	KL	KLD	KL	KLD	KLD
Jul-24	4934	159	16565	534	4640	150	843
Aug-24	4190	140	19898	663	4560	152	955
Sep-24	2947	95	14218	459	4350	140	694
Oct-24	2119	71	19797	660	4600	153	884
Nov-24	5062	169	11374	379	4500	150	698
Dec-24	7223	233	26020	839	4650	150	1222
MIN	2119	71	11374	379	4350	140	694
MAX	7223	233	26020	839	4650	153	1222
AVG	4412.5	144	17979	589	4550	149	883
As per CFO Limits :1865 KLD							

Annexure-5

PARASAKTI CEMENT INDUSTRIES LIMITED

MONTH WISE STACK VALUES FROM (July-24-December-24)

STACK REPORTS LINE-1

	KILN-1						COOLER-1	COAL MILL-1	CEMENT MILL-1
MONTH	Particulate matter (PM)	Sox	Nox	HCL	HF	TOC	Particulate matter (PM)	Particulate matter (PM)	Particulate matter (PM)
Jul-24	-	-	-	-	-	-	-	-	16.4
Aug-24	-	-	-	-	-	-	-	-	17.3
Sep-24	-	-	-	-	-	-	-	-	16.2
Oct-24	-	-	-	-	-	-	-	-	18.4
Nov-24	-	-	-	-	-	-	-	-	20.5
Dec-24	-	-	-	-	-	-	-	-	23.4
MIN	-	-	-	-	-	-	-	-	16.2
MAX	-	-	-	-	-	-	-	-	23.4
AVG	-	-	-	-	-	-	-	-	18.7

STACK REPORTS LINE-2

	KILN-2						COOLER-2	COAL MILL-2	CEMENT MILL-2
MONTH	Particulate matter (PM)	Sox	Nox	HCL	HF	TOC	Particulate matter (PM)	Particulate matter (PM)	Particulate matter (PM)
Jul-24	12.5	0	298	BDL	0.18	2.4	17.9	19.7	14.3
Aug-24	13.5	0	312	BDL	0.17	2.3	16.8	18.5	15.8
Sep-24	15.8	0	287	BDL	0.15	2.5	15.1	17.3	14.5
Oct-24	19.6	0	325	BDL	0.16	3.2	18.3	20.5	16.8
Nov-24	17.8	0	342	BDL	0.14	3.4	20.6	22.7	18.7
Dec-24	18.3	0	312	BDL	0.12	3.1	22.1	24.5	20.6
MIN	12.5	0	287	BDL	0.12	2.3	15.1	17.3	14.3
MAX	19.6	0	342	BDL	0.18	3.4	22.1	24.5	20.6
AVG	16.25	0	313	BDL	0.15	2.8	18.5	20.5	16.8

All values are in (mg/Nm³)

Annexure-6

PARASAKTI CEMENT INDUSTRIES LIMITED

MONTH WISE SURROUNDING PLANT AAQ & NOISE LEVELS FROM July-24-December-24

Month	Near Security gate				Near Crushing area			
	PM ₁₀	PM _{2.5}	SO ₂	Nox	PM ₁₀	PM _{2.5}	SO ₂	Nox
LIMITS	100	60	80	80	100	60	80	80
UNITS	µg/m³	µg/m³	µg/m³	µg/m³	µg/m³	µg/m³	µg/m³	µg/m³
Jul-24	54.00	23.00	10.50	11.30	52.00	24.00	10.80	11.40
Aug-24	54.00	22.00	12.30	13.50	59.00	24.00	12.50	13.40
Sep-24	50.00	25.00	13.80	14.20	60.00	27.00	11.50	12.80
Oct-24	58.00	26.00	12.40	13.50	62.00	29.00	13.50	14.60
Nov-24	56.00	24.00	11.30	12.60	62.00	26.00	14.50	15.70
Dec-24	62.00	24.00	13.20	14.30	68.00	28.00	11.90	12.10
MIN	50.00	22.00	10.50	11.30	52.00	24.00	10.80	11.40
MAX	62.00	26.00	13.80	14.30	68.00	29.00	14.50	15.70
AVG	55.67	24.00	12.25	13.23	60.50	26.33	12.45	13.33

Month	Colony				Near Cement mill area			
	PM ₁₀	PM _{2.5}	SO ₂	Nox	PM ₁₀	PM _{2.5}	SO ₂	Nox
LIMITS	100	60	80	80	100	60	80	80
UNITS	µg/m³	µg/m³	µg/m³	µg/m³	µg/m³	µg/m³	µg/m³	µg/m³
Jul-24	47.00	20.00	11.40	12.50	50.00	22.00	11.60	12.70
Aug-24	50.00	22.00	13.40	14.30	62.00	26.00	13.60	14.20
Sep-24	48.00	20.00	10.90	11.60	65.00	30.00	12.30	13.10
Oct-24	47.00	23.00	12.90	13.70	64.00	32.00	13.60	14.90
Nov-24	64.00	23.00	12.60	13.20	70.00	25.00	13.20	14.90
Dec-24	53.00	21.00	14.10	15.60	60.00	25.00	10.50	11.20
MIN	47.00	20.00	10.90	11.60	50.00	22.00	10.50	11.20
MAX	64.00	23.00	14.10	15.60	70.00	32.00	13.60	14.90
AVG	51.50	21.50	12.55	13.48	61.83	26.67	12.47	13.50

NOISE LEVELS

Month	Raw mill		Q.C Laboratory		Time Office		Colony	
	Day time	Night time	Day time	Night time	Day time	Night time	Day time	Night time
Limit	75.00	70.00	75.00	70.00	75.00	70.00	75.00	70.00
Jul-24	60.20	54.80	53.50	43.50	54.60	40.60	42.30	38.40
Aug-24	62.30	52.70	54.50	44.40	52.80	42.60	44.30	40.50
Sep-24	63.80	55.50	55.10	47.70	54.50	43.30	42.60	39.10
Oct-24	66.30	57.90	56.30	49.50	59.60	52.80	46.50	40.60
Nov-24	70.50	65.80	65.30	60.20	60.20	58.50	53.50	43.40
Dec-24	63.10	61.20	60.40	58.60	58.60	51.40	51.30	45.70
MIN	60.20	52.70	53.50	43.50	52.80	40.60	42.30	38.40
MAX	70.50	65.80	65.30	60.20	60.20	58.50	53.50	45.70
AVG	64.37	57.98	57.52	50.65	56.72	48.20	46.75	41.28